



AIR CONDITIONERS, HEATING & COOLING

*for the retail market,  
hotels, restaurants and offices*

4-WAY BLOW CEILING MOUNTED CASSETTE (600X600MM)

air to air heat pumps



[www.daikin.eu](http://www.daikin.eu)



FFQ-B

For a long time already, advanced air conditioning systems have been far from a luxury in modern office buildings, shops, and restaurants. Changing climatic conditions and contemporary architecture with large glass partitions - in combination with an ever-increasing insulation performance - have resulted in one system which heats and cools becoming standard equipment.

DAIKIN CEILING MOUNTED CASSETTES ARE INTEGRATED PERFECTLY INTO THE CEILING, WHICH ENABLES YOU TO KEEP ALL THE AVAILABLE SPACE FOR YOUR FURNITURE, EQUIPMENT AND DECORATION.

## COMPACT CEILING MOUNTED CASSETTE

- » Fits precisely in the standard architectural modules of 600x600 mm
- » "Pure white" decorative front panel





## THE CEILING MOUNTED UNIT THAT COOLS, HEATS, DEHUMIDIFIES, VENTILATES AND PURIFIES

With a Daikin air conditioning system you will provide your customers with an indoor climate in which they will feel best, in every season... and if your customers feel good, they will stay longer and will want to come back again. There is good reason why air conditioning systems are nowadays being increasingly used by companies as indispensable instruments to increase the loyalty of staff and customers.

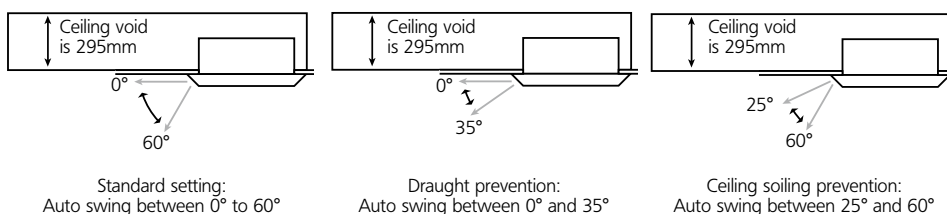
Ever-stricter environmental demands and rising energy prices make energy efficient heating systems, such as Daikin heat pump air conditioners, the first choice for the price and quality conscious professional market.

## 4-WAY BLOW FOR COMFORTABLE AIR DISTRIBUTION

As the name suggests, these units discharge air in four directions. An integrated air filter traps the tiniest dust particles and, in so doing, ensures a constant supply of clean air. The indoor unit distributes the air almost inaudibly: the sound levels are as low as 24.5 dB(A), which corresponds to rustling leaves. For even greater comfort, you can choose between various settings by simply using the remote control.

### > Autoswing

You have the choice of **three auto-swing positions** for maximum climate comfort: standard, draught prevention or ceiling soiling prevention. Since the flaps can be moved to a 0° position, draughts are virtually impossible.





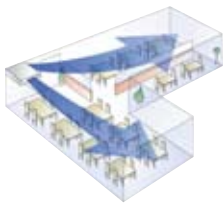


## FLEXIBLE INSTALLATION, EASY USE

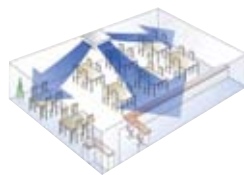
With a new decorative front panel in 'pure white' (RAL9010), the FFQ ceiling mounted cassette blends in discreetly with contemporary white ceilings. The ceiling mounted cassette is the ideal solution if cooling or heating is to be unobtrusive, such as in restaurants, shops, showrooms, museums, offices and sports centres.

- » The FFQ ceiling mounted unit can be fitted effortlessly in **shallow, false ceilings** - only 295 mm ceiling void is required. The compact casing enables this model to fit precisely in the standard architectural modules of 600 x 600 mm, so **ceiling tiles no longer need to be adjusted.**
- > It is possible to shut one or two discharge flaps off, enabling the cassette to be installed in a corner, a wall or a confined space.

2-Way blow



3-Way blow



4-Way blow



- > **The switch box** is inside the indoor unit. There is easy access from below for maintenance work. It is not even necessary to remove any ceiling tiles.
- > The indoor unit is easy to control with **a wired or infrared remote control**. The wired remote control has a programmable timer with which you can programme the air conditioner per day or per week.
- > With the **optional ON/OFF function**, the air conditioner can, with a mobile phone, be switched on and off remotely. With this function you can also make the unit switch off automatically, e.g. when someone opens a window.
- > The **outdoor unit** can be installed on the roof, terrace or against an outside wall.

ITS SIZE MAKES THE FFQ INDOOR UNIT FIT EXACTLY INTO STANDARD ARCHITECTURAL MODULES OF 600 X 600 MM. SURROUNDING CEILING TILES CUTTING IS NO LONGER NEEDED.



Wired remote control (Optional)



Infrared remote control (Optional)

# IDEAL TEMPERATURES IN BOTH SUMMER AND WINTER WITH LOWER OPERATING COSTS

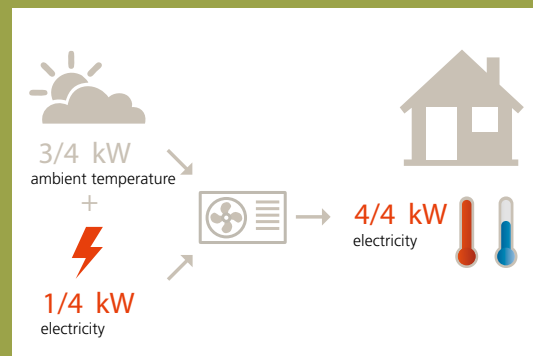
- > **A** **Energy label:** up to class A  
Not only does the FFQ range operate almost inaudibly, but it is also very energy efficient. Exceptional energy performance coefficients are achieved by applying advanced techniques. Almost all FFQ units have an A label according to the European energy classification.
- > The **inverter technology**, developed by Daikin is a true innovation in the area of climate control. The principle is simple: inverters adjust the power used to suit the actual requirement. No more, no less. This technology provides you with two concrete benefits:

## 1. Comfort

The inverter repays its investment many times over by improving comfort. An air conditioning system with an inverter continuously adjusts its cooling and heating output to suit the temperature in the room. The inverter shortens system start-up time enabling the required room temperature to be reached more quickly. As soon as that temperature is reached, the inverter ensures that it is constantly maintained.

## 2. Energy efficient

Because an inverter monitors and adjusts ambient temperature whenever needed, energy consumption drops by 30% compared to a traditional ON/OFF system!



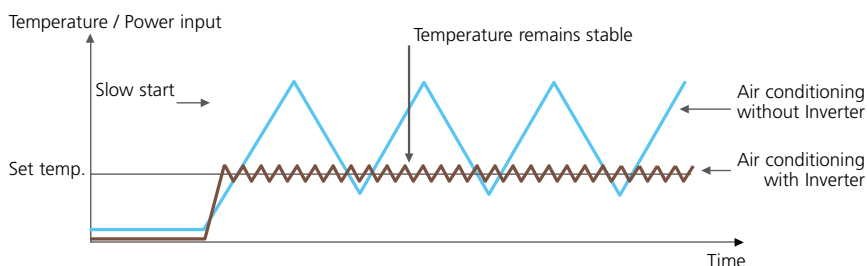
## DID YOU KNOW *that ...*



Air to air heat pumps use 3/4<sup>th</sup> of energy from renewable sources: the ambient air. This energy source is renewable and inexhaustible\*. Of course, heat pumps also use 1/4<sup>th</sup> of electricity to transform the ambient air into comfort heat, but increasingly this electricity can also be generated from renewable energy sources (solar energy, wind energy, hydropower, biomass).

\* EU objective COM (2008)/30

### Heating operation:



### » Home leave operation

In case of extended absence, this function helps to save energy. If there is no one in the area for an extended period, e.g. during holidays or closing days, this function automatically sets the room temperature to a minimum of 10°C. At this point, all connected indoor units will switch over to heating mode. The function will be deactivated as soon as the room temperature reaches 15°C, and it will also have to be switched off when the room is in use again.

## APPLICATION OPTIONS

- > Depending on your air conditioning need, you can have your unit either **heat or cool (heat pump)**.
- > The indoor unit is suited to **single-split application** (one indoor unit connected to one outdoor unit), **twin, triple or double twin applications** (a maximum of four indoor units in the same room to one outdoor unit) and **multi-split application** (a maximum of nine indoor units in different rooms to one outdoor unit).

AN EXCESSIVELY HIGH SOUND LEVEL IN THE WORKPLACE IS REGARDED AS A MAJOR PROBLEM. WITH A SOUND LEVEL OF 24.5 DB(A), THE FFQ INDOOR UNIT IS ONE OF THE QUIETEST UNITS ON THE MARKET.

## CAPACITY AND POWER INPUT

HEATING & COOLING - INVERTER CONTROLLED (air cooled)				FFQ25B	FFQ35B	FFQ50B	FFQ60B
				RXS25G	RXS35G	RXS50G	RXS50G
Cooling capacity	nominal	kW	2.5	3.4	4.7	5.8	
Heating capacity	nominal	kW	3.2	4.0	5.5	7.0	
Nominal input	cooling	nominal	0.73	1.10	1.80	2.07	
	heating	nominal	0.92	1.20	1.96	2.49	
EER			3.42	3.09	2.61	2.80	
COP			3.48	3.33	2.81	2.81	
Energy label	cooling		A	B	D	D	
	heating		B	C	D	D	
Annual energy consumption	cooling	kWh	365	550	900	1,035	

Notes:

1) Energy label: scale from A (most efficient) to G (less efficient)

2) Annual energy consumption: based on average use of 500 running hours per year at full load (=nominal conditions)

POSSIBLE COMBINATIONS MULTI - HEATING & COOLING		3MXS52E* (2)	3MXS68G* (1)	4MXS68F* (3)	4MXS80E* (4)	5MXS90E* (4)	RMXS112E*	RMXS140E*	RMXS160E*
Max. n° of indoor units		2	3	3	4	4	5	7	9
Heating & cooling	FFQ25B	•	•	•	•	•	•	•	•
	FFQ35B	•	•	•	•	•	•	•	•
	FFQ50B	•	•	•	•	•	•	•	•
	FFQ60B	•	•	•	•	•	•	•	•
Max. cooling capacity	kW	7.30	8.42	8.73	9.60	10.50	11.2	14.0	15.5
Max. heating capacity	kW	8.30	10.63	10.68	11.00	11.50	12.5	16.0	17.5
Max. Pl cooling	kW	2.25	3.33	2.95	3.56	4.01	3.50	5.09	5.40
Max. Pl heating	kW	2.51	3.30	2.58	3.11	3.46	3.93	5.21	5.43

1. For more detailed information, please consult our multi model/combination tables catalogue or your local dealer

2. (1) The indicated cooling, heating capacities and power input are indicative and are those connected to wall mounted G (20,25,35,42,50 class) / F (60 class) series

(2) The indicated cooling, heating capacities and power input are indicative and are those connected to wall mounted D (20,25,35 class) / E (50 class) series

(3) The indicated cooling, heating capacities and power input are indicative and are those connected to wall mounted D (20,25,35,50 class) / F (60,71 class) series

(4) The indicated cooling, heating capacities and power input are indicative and are those connected to wall mounted D (20,25,35,50 class) / E (60,71 class) series

\* At least two indoor units should be connected to these multi outdoor units

TWIN/TRIPLE/DOUBLE TWIN APPLICATION	FFQ35B	FFQ50B	FFQ60B
RZQ(S)71	2		
RZQ(S)100	3	2	
RZQ(S)125	4	3	
RZQ(S)140	4	3	
RZQ200		4	3
RZQ250			4

Height	286 mm
Width	575 mm
Depth	575 mm

Height	735 mm
Width	825 mm
Depth	300 mm



Indoor unit  
FFQ-B



Outdoor unit  
RXS-G

## SPECIFICATIONS INDOOR UNITS

HEATING & COOLING				FFQ25B	FFQ35B	FFQ50B	FFQ60B
Dimensions	HxWxD	unit	mm	286x575x575			
		decoration panel	mm	55x700x700			
Weight		unit	kg	17.5			
		decoration panel	kg	2.7			
Colour		decoration panel		White (RAL9010)			
Air flow rate		H/L	m <sup>3</sup> /min	9/6.5	10/6.5	12/8	15/10
Fan speed				2 Steps			
Sound pressure level		H/L	dB(A)	29.5/24.5	32/25	36/27	41/32
Sound power level		H	dB(A)	46.5	49	53	58
Piping connections		liquid	mm	ø6.4			
		gas	mm	ø9.5		ø12.7	
		drain (VP25)	ID mm	ø20			
			OD mm	ø26			
Heat insulation			Both liquid and gas pipes				

## SPECIFICATIONS OUTDOOR UNITS

HEATING & COOLING				RXS25G	RXS35G	RXS50G	RXS60F
Dimensions		HxWxD	mm	550x765x285		735x825x300	
Weight			kg	34	34	48	48
Casing colour				Ivory white			
Sound pressure level	cooling	H/L	dB(A)	46/43	48/44	48/44	49/46
	heating	H/L	dB(A)	47/44	48/45	48/45	49/46
Sound power level	cooling	H	dB(A)	61	63	62	63
Compressor			type	Hermetically sealed swing			
Refrigerant type				R-410A			
Refrigerant charge			kg/m	0.02 (piping length > 10m)			
Maximum piping length			m	20	20	30	30
Maximum level difference			m	15	15	20	20
Operation range	cooling	from ~ to	°CDB	-10 ~ 46			
	heating	from ~ to	°CWB	-15 ~ 20		-15 ~ 18	

## ACCESSORIES: CONTROL SYSTEMS

INDOOR UNITS	FFQ25B	FFQ35B	FFQ50B	FFQ60B
Wired remote control		BRC1D52		
Infrared remote control		BRC7E530		
Centralised remote control		DCS302C51		
Unified ON/OFF control		DCS301B51		
Schedule timer		DST301B51		
Adapter for wiring (1)		KRP1B57		
Adapter for external ON/OFF and monitoring (1)		KRP4A53		
Adapter for wiring (hour meter) (2)		EKRP1B2		
Remote sensor		KRCS01-1		
Installation box for adapter PCB		KRP1BA101		
Interface adapter for Sky Air		DTA112B51		
Remote ON/OFF, forced OFF		EKRORO		

(1) Installation box for adapter PCB (KRP1BA101) is necessary.

(2) Possibility to connect an hour meter (field supply). This part should not be installed inside the equipment.

## ACCESSORIES: INDOOR UNITS

INDOOR UNITS	FFQ25B	FFQ35B	FFQ50B	FFQ60B
Decoration panel		BYFQ60B		
Long-life filter		KAFQ441BA60		
Fresh air intake kit	direct installation type	KDDQ44XA60		
Sealing member of air discharge outlet		KDBH44BA60		
Panel spacer		KDBQ44B60		

## ACCESSORIES: OUTDOOR UNITS

OUTDOOR UNITS	RXS25G	RXS35G	RXS50G	RXS60F
Air direction adjustment grille		KPW937AA4		KPW945AA4
Central drain plug		KKP937A4		

### Notes:

- 1) V1 = 1~, 230V, 50Hz; VM = 1~, 220-240V / 220-230V, 50Hz / 60Hz; V3 = 1~, 230V, 50Hz
- 2) Nominal cooling capacities are based on: indoor temperature 27°CDB / 19°CWB • outdoor temperature 35°CDB • refrigerant piping length 7.5m • level difference 0m.
- 3) Nominal heating capacities are based on: indoor temperature 20°CDB • outdoor temperature 7°CDB / 6°CWB • refrigerant piping length 7.5m • level difference 0m.
- 4) Capacities are net, including a deduction for cooling (an addition for heating) for indoor fan motor heat.
- 5) Units should be selected on nominal capacity. Max. capacity is limited to peak periods.
- 6) The sound pressure level is measured at a certain distance from the unit. It is a relative value, depending on the distance and acoustic environment.
- 7) The sound power level is an absolute value indicating the "power" which a sound source generates.



Daikin's unique position as a manufacturer of air conditioning equipment, compressors and refrigerants has led to its close involvement in environmental issues.

For several years Daikin has had the intention to become a leader in the provision of products that have limited impact on the environment. This challenge demands the eco design and development of a wide range of products and an energy management system, resulting in energy conservation and a reduction of waste.



Daikin Europe N.V. is approved by LRQA for its Quality Management System in accordance with the ISO9001 standard. ISO9001 pertains to quality assurance regarding design, development, manufacturing as well as to services related to the product.



ISO14001 assures an effective environmental management system in order to help protect human health and the environment from the potential impact of our activities, products and services and to assist in maintaining and improving the quality of the environment.




Daikin units comply with the European regulations that guarantee the safety of the product.



Daikin Europe N.V. participates in the Eurovent Certification Programme for Air Conditioners (AC), Liquid Chilling Packages (LCP) and Fan Coil Units (FC); the certified data of certified models are listed in the Eurovent Directory. Multi units are Eurovent certified for combinations up to 2 indoor units.

The present leaflet is drawn up by way of information only and does not constitute an offer binding upon Daikin Europe N.V. Daikin Europe N.V. has compiled the content of this leaflet to the best of its knowledge. No express or implied warranty is given for the completeness, accuracy, reliability or fitness for particular purpose of its content and the products and services presented therein. Specifications are subject to change without prior notice. Daikin Europe N.V. explicitly rejects any liability for any direct or indirect damage, in the broadest sense, arising from or related to the use and/or interpretation of this leaflet. All content is copyrighted by Daikin Europe N.V.

Daikin products are distributed by:



### DAIKIN EUROPE N.V.

Naamloze Vennootschap  
Zandvoordestraat 300  
B-8400 Oostende, Belgium  
www.daikin.eu  
BTW: BE 0412 120 336  
RPR Oostende

FSC